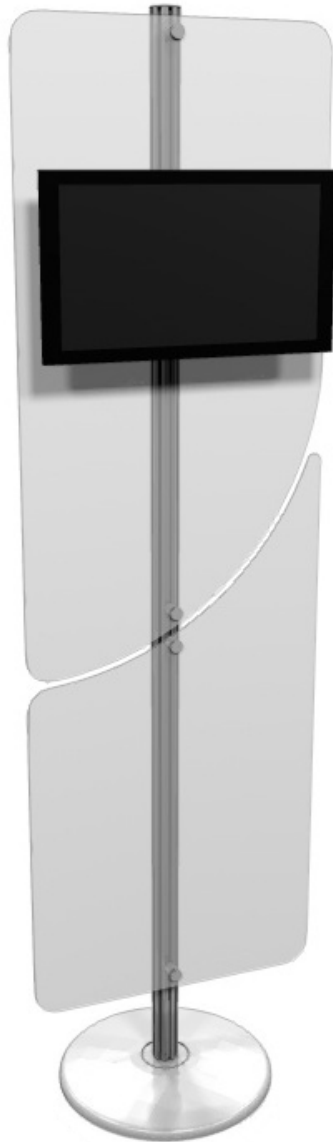


Linear Kiosk 08

LN-K-08

Dress up and add wow to your space with state-of-the-art multimedia kiosks.



We are continually improving and modifying our product range and reserve the right to vary the specifications without prior notice. All dimensions and weights quoted are approximate and we accept no responsibility for variance. E&OE. See Graphic Templates for graphic bleed specifications.

features and benefits:

- Custom appearance
- Easy to assemble
- Aluminum construction: vertical extrusions 50 mm x 50 mm
- Comes with your choice of frosted plex or PVC graphic panels
- Installation tool included
- Kit includes one OCH case
- Lifetime hardware warranty against manufacturer defects

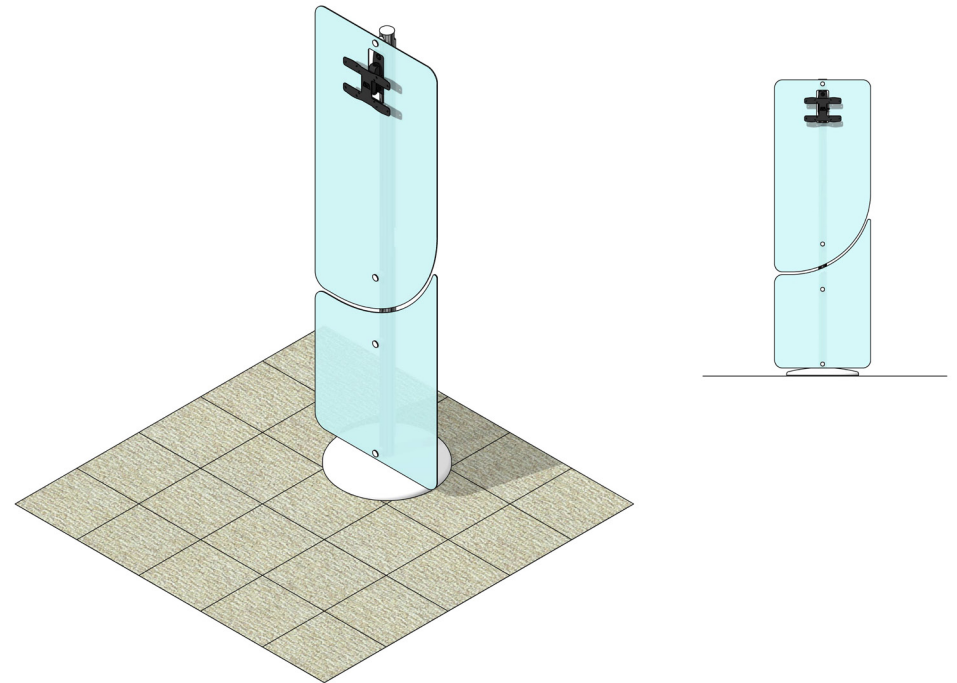
dimensions:

Hardware	Graphic
Assembled unit: 23.6"w x 72.875"h x 17.75"d approx. 600mm(w) x 1850mm(h) x 450mm(d)	Top panel: Total visible area: 23.6"w x 47.25"h 600mm(w) x 1200mm(h)
Shipping	Bottom panel: Total visible area: 23.6"w x 36.5"h 600mm(w) x 930mm(h)
Shipping dimensions - ships in one case OCH case: 50"l x 29"w x 12"h 1270mm(l) x 737mm(w) x 305mm(h)	Refer to related graphic template for more information
Approximate shipping weight (entire kit): 70 lbs / 31.7 kg	

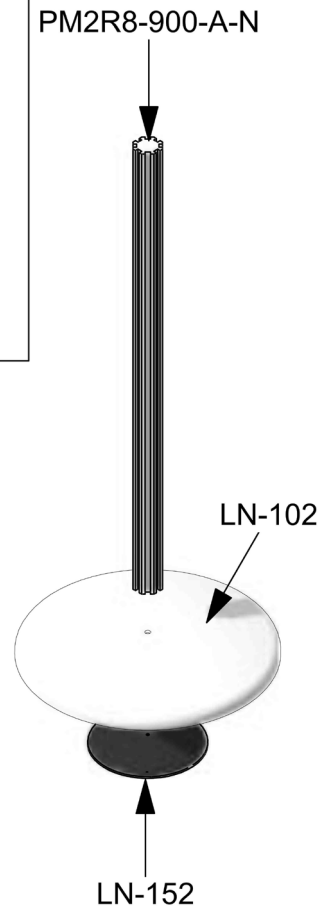
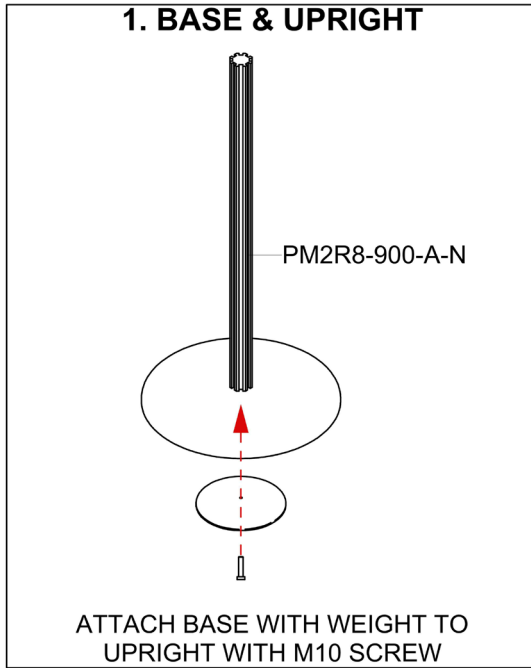
additional information:

Panel materials: Single-sided frosted acrylic or printed PVC	Large printable panels
	Small LCD monitor mount included: Monitor mount supports monitor size range 13" - 27" Max monitor weight 25 lbs.

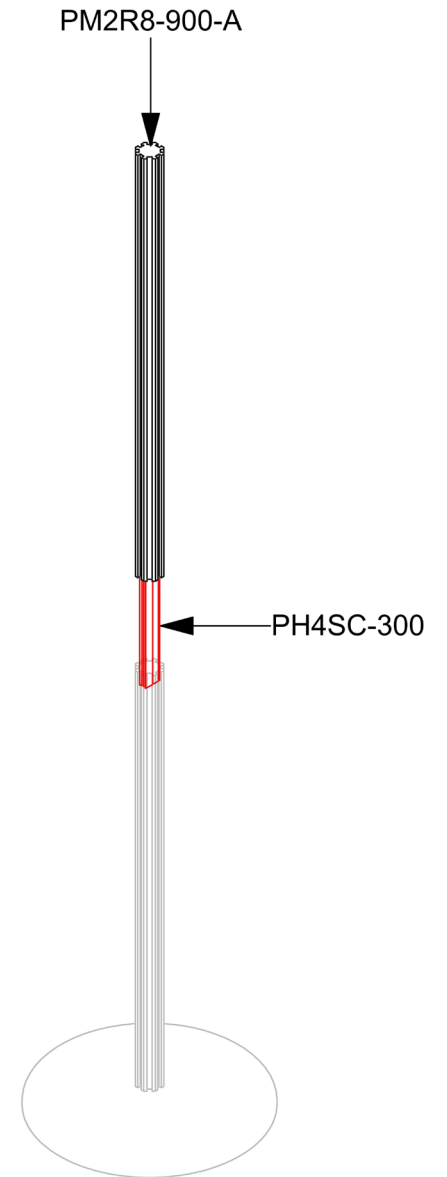
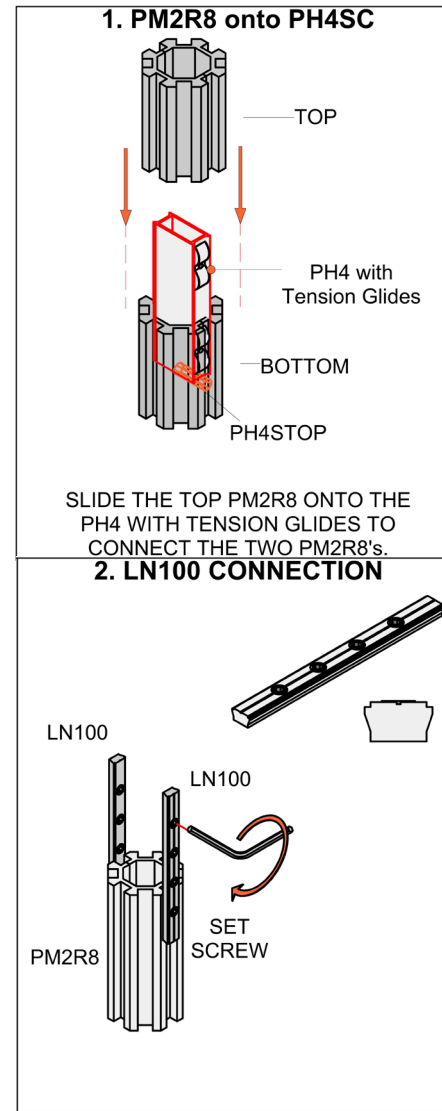
Parts Included		
Part Code	Qty.	Part Description
LN102	x1	ROUND DOME BASE
LN152	x1	BASE WEIGHT FOR ROUND DOME BASE
PM2R8-900-A-N	x1	PM2R8 900MM STOP / NUT ENDS
PH4SC-300	x1	300MM PH4SC WITH TENSION GLIDES
LN100	x2	LINEAR JOINING BAR
PM2R8-900-A-N	x1	PM2R8 900MM STOP ONE END
PM4R8-MCAP	x1	PM2R8 GREY MOLDED CAP
LN-LCD1-B	x2	13"-27" FLATSCREEN BLACK LINEAR LCD MONITOR MOUNT FOR SMALL
WME-800	x2	WME 800MM (31.5") WIRE MANAGEMENT EXTRUSION
CKSO	x4	STAND-OFF, 25MM (1") LENGTH
LN-G-K-08A	x1	LINEAR KIOSK KIT 8 PANEL A
LN-G-K-08B	x1	LINEAR KIOSK KIT 8 PANEL B



Step 1.



Step 2.



Step 3.

1. SMALL MONITOR MOUNT

SQUARE BOLT W/ WING NUT

PM2R8

**BLACK LINEAR LCD MONITOR MOUNT FOR SMALL 13"-27" FLATSCREEN
MAX WEIGHT FOR MONITOR ON THIS KIT IS 25LBS.**

Slide the square bolts into the channel of the EXTRUSION. Once the monitor mount is at the desired position turn the wing nuts clockwise to secure the monitor mount to the extrusion.
REMOVE THE TOP HALF OF THIS MONITOR MOUNT FOR THE NEXT STEP!

2. WME TO PM2R8

PM2R8

FIRST RUN CORDS THROUGH WME

WME

SNAP WME INTO EXTRUSION CHANNEL.

3. PM2R8 MCAP

PM2R8

APPLY CAP ONTO END OF EXTRUSION

PM4R8-MCAP

LN-LCD1-B

WME-800

WME-800

Step 4.

1. CKSO & PANELS

CKSO

LN-G-K-08A

LOOSLY APPLY CKSO TO PANEL, THEN TIGHTEN TO CHANNEL

2. MONITOR MOUNT

APPLY TOP HALF OF MONITOR MOUNT WITH YOUR MONITOR ATTACHED TO IT

CKSO

LN-G-K-08A

CKSO

LN-G-K-08B

CKSO

Check out these related products:



Linear Kiosk 05



Linear Kiosk 06



Linear Kiosk 07



Linear Kiosk 08
